

Road Map to Success

Stay on track to get your Connecticut license






▶ You're 16!

Study the online driver's manual and make an appointment for your Learner's Permit test.



▶ Once you have your permit, begin on-road practice with a parent or professional driving instructor.



▶ Enroll in the **required 8-hour Safe Driving Practices course** with AAA Driving Training. Mandatory 2-hour parent class included.

▶ Complete **22 hours** of classroom study at home.



▶ **You're in the home stretch!** Complete at least 40 hours of driving practice. AAA offers in-car lessons that count toward this requirement!


▶ After **6 months** with your learner's permit, you're ready for your **road test**.




▶ Schedule your appointment with a local DMV office. Make sure you have all the required materials.

<https://portal.ct.gov/DMV/Licenses/Licenses/Testing---Road-Test>

▶ Check your vehicle's systems, lights and tires; your vehicle will be inspected before the road test.



Congratulations, you passed! You are now officially a licensed Connecticut driver with a provisional license.*



*Note, Connecticut offers additional methods to obtain a license. See the CT DMV website for more information. DS.609460.21_CT